




Parts Breakdown for Star Wheels, Bale Rate Sensor, and Hoses




<u>Ref</u>	<u>Description</u>	<u>Part#</u>	<u>Qty</u>
1	Washer (per side)	006-4642K	2
2	Dust Seal (per side)	w/006-4642K	1
3	Snap Ring (per side)	w/006-4642K	2
4	Swivel	006-4642A	2
5	Star Wheel	030-4641E	2
6	Insert	w/ Ref # 5	2
7	Wiring grommet	008-0821A	2
8	Star wheel block	006-4641A	2
9	Plug Fitting	003-F38	2
10	Block Cover	006-4641B	2
1-10	Star wheel assembly	030-4642	2

<u>Ref</u>	<u>Description</u>	<u>Part#</u>	<u>Qty</u>
11	Bale rate & moisture cable	006-7303HS	1
12	Bale rate sensor	006-7303S	2
13	Bale rate sensor holder	001-4644SS	1

Drain / Fill Kit



Hose Assembly



<u>Ref</u>	<u>Description</u>	<u>Part#</u>	<u>Qty</u>
14	Triple weld hose (pumps to tips)	002-9016	15ft
		002-9016B	15ft
		002-9016G	15ft
		030-9016SS	1
	Hose assembly (3 hose assembly)		
15	1/2" Hose (tank to filter)	002-9001	6ft

<u>Ref #</u>	<u>Description</u>	<u>Part #</u>	<u>Qty</u>
16	Straight Fitting	003-A3434	1
17	Ball valve	002-2200	1
18	Valve Holder	001-6702H	1
19	Female Coupler	002-2204A	1
20	Male Coupler	002-2205G	1
21	Elbow	003-EL3434	1
22	Jiffy Clip	008-9010	3
23	Hose Clamps	003-9004	2
NP	3/4" Hose	002-9002	8ft