




# HARVEST TEC MODEL 443 PARTS LIST



<u>Ref</u>	<u>Description</u>	<u>Part#</u>	<u>Ref</u>	<u>Description</u>	<u>Part#</u>
1	Tank-25 gallon	005-9022	20	454 Automatic control box	006-4540
2	Tank lid- 1999 or older	005-9022A	21	Wiring harness-tractor to pump	006-4540B
	Gasket-1999 or older	005-9022AG	22	Control box knobs	
	Tank lid-2000 or new	005-9022C	23	Moisture testing pad	008-1986P
	Gasket-2000 or newer	005-9022CG	24	Double female connector	008-1986E
3	Tank strap	001-4402	25	Wiring harness	006-4540A
4	Nipple	003-M1212	26	Filter bowl only	002-4315F
5	Stub pipe	001-4403	27	Filter bowl gasket	002-4315D
6	Tank fitting	005-9100	28	Filter bowl screen-80 mesh	002-4315B
7	Complete filter assembly	002-4315	29	Ball valve	002-2212
8	Tank frame	001-4401	30	Elbow fitting	003-EL1212
9	Elbow fitting	003-SE12	31	#6 Hose clamp	003-9003
10	Pump	007-4120KLP	32	Jiffy clip	008-9010
11	Elbow fitting-3/8"x1/2"	003-EL3812	33	Nuts-5/16"	
12	4" Gauge	002-2208Z	34	Lock washers 5/16"	
13	Valve body holder bracket	001-4719	35	Bolts 5/16"	
14	Plug	003-F14	36	#4 Hose clamp	003-9002
15	Straight fitting	003-A1414	37	Cable ties	
16	Valve body with harness	002-2203D	38	Elbow	003-EL3412
17	Valve body assembly	030-2454			
18	Moisture testing cable	008-1986C			
19	Control box mounting bracket				