



PARTS BREAKDOWN FOR STAR WHEEL SENSOR




<u>Ref</u>	<u>Description</u>	<u>Part#</u>	<u>Qty</u>	<u>Ref</u>	<u>Description</u>	<u>Part#</u>	<u>Qty</u>
1.	Block cover	006-4641B	2	7.	Plug fitting	003-F38	2
2.	Electronic swivel	006-4642A	2	8.	Wiring grommet	008-0821A	2
3.	Swivel insert	006-4642B	2	9.	Star wheel block	006-4641A	2
4.	Snap ring		4	10.	Star wheel sensor	006-4641C	2
5.	Washer		4	11.	Twine guard-left	001-4645	1
6.	Dust seal		4		Twine guard-right (prox)	001-4644	1
				1-10	Star wheel assembly	030-4641	2



<u>Ref</u>	<u>Description</u>	<u>Part#</u>	<u>Qty</u>
1	Moisture cable	006-4640E	1
2	Bale rate sensors	006-7202	1

VICON BALERS



<u>Ref</u>	<u>Description</u>	<u>Part#</u>	<u>Qty</u>	<u>Ref</u>	<u>Description</u>	<u>Part#</u>	<u>Qty</u>
1	Washer		4	6	Insert	006-4642B	2
2	Dust Seal		4	7	Wiring grommet	008-0821A	2
3	Snap Ring		4	8	Star wheel block	006-4641A	2
4	Swivel	006-4642A	2	9	Plug Fitting	003-F38	2
5	Star Wheel	006-4641C	2	10	Block Cover	006-4641B	2
				1-10	Star wheel assembly	030-4642	2