




Parts Breakdown for Star Wheel Sensor, Bale Rate Sensor & Hoses



<u>Ref</u>	<u>Description</u>	<u>Part#</u>	<u>Qty</u>	<u>Ref</u>	<u>Description</u>	<u>Part#</u>	<u>Qty</u>
1	Washer (per side)	006-4642K	2	11	Moisture Cable (445,450)	006-4640D	1
2	Dust Seal (per side)	w/006-4642K	1		Or		
3	Snap Ring (per side)	w/006-4642K	2	11	Moisture Cable (451)	006-4640K	1
4	Swivel	006-4642A	2	12	Bale rate sensor	006-7303S	2
5	Star Wheel	030-4641E	2	13	Bale rate sensor harness	006-7202H	1
6	Insert	w/ Ref # 5	2	12-13	Bale rate sensor assembly	006-7202	1
7	Wiring grommet	008-0821A	2	14	Bale rate sensor holder	001-4644SS	1
8	Star wheel block	006-4641A	2	NP	Bale rate sensor extension	006-7400EXT	1
9	Plug Fitting	003-F38	2				
10	Block Cover	006-4641B	2				
1-10	Star wheel assembly	030-4642	2				

Applicator Hoses



<u>Ref</u>	<u>Description</u>	<u>Part#</u>	<u>Qty</u>
1	Triple weld hose (from pumps to tips)	002-9016	15ft
		002-9016B	15ft
		002-9016G	15ft
	Hose assembly (3 hose assembly)	030-9016SS	1
2	1/2" Hose (tank to filter)	002-9001	6ft