




Parts Breakdowns for Base Kits

Model 434 Base Kit



<u>Ref</u>	<u>Description</u>	<u>Part#</u>	<u>Qty</u>	<u>Ref</u>	<u>Description</u>	<u>Part#</u>	<u>Qty</u>
1	Tank	005-9203SQ	1	8	Filter bowl	002-4315-80	1
2	Tank lid	005-9022H	1	9	Nipple	003-M1212	1
3	Tank straps	001-4402	2	10	Ball valve	002-2212	1
4	Tank Saddle	001-4703X	1	11	Elbow	003-EL1212	1
5	Tank fitting	005-9100	2	12	Elbow	003-SE38	1
6	Nipple	003-M1238	1	13	Elbow	003-EL3812	1
7	Elbow	003-SE12	2	14	Pump	007-4120S	1



<u>Ref #</u>	<u>Description</u>	<u>Part #</u>	<u>Qty</u>	<u>Ref #</u>	<u>Description</u>	<u>Part #</u>	<u>Qty</u>
1	Gauge	002-2208Z	1	4	Check Valve	004-1207V	1
2	Straight Fitting	003-A1212	1	5	Tee	004-TT14	1
3	Gauge Bracket	001-4714	1				