


Troubleshooting H_2O Moisture Sensor Connection

Wireless Bluetooth Connection

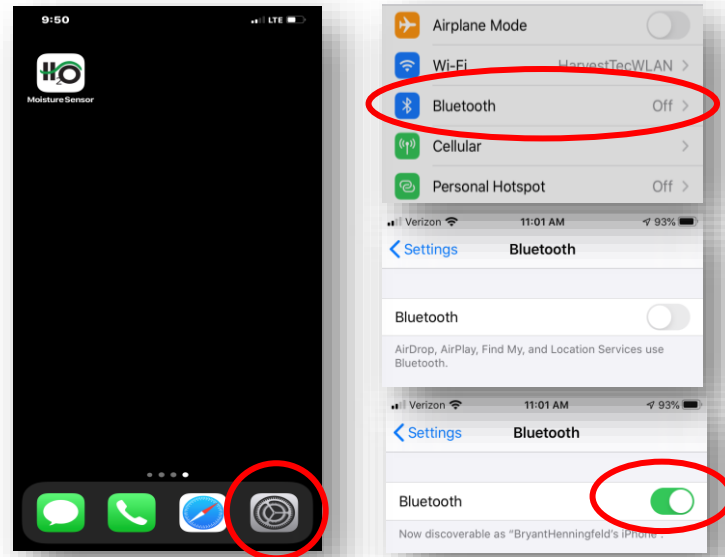
STEP 1 :

After powering up H_2O module and app, verify the connection signal ---

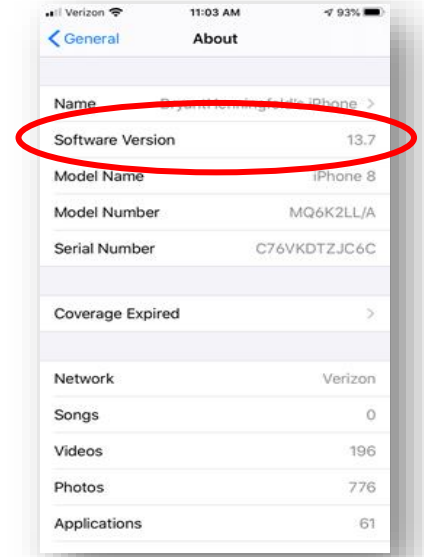
Green — Connected
Red — Not Connected



Open the device 'Settings' app and select 'Bluetooth' .
Ensure the Bluetooth is turned ON.



The H_2O app requires the most current operating system (13.7) to be installed or one prior version. Older iPhones / iPads may not be able to update to the most current iOS software version from Apple.



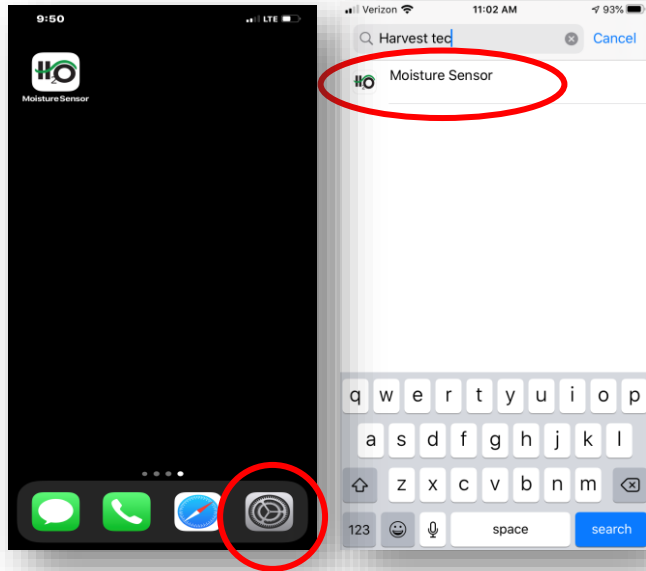
Troubleshooting H_2O Moisture Sensor Connection

Wireless Bluetooth Connection

STEP 2 :

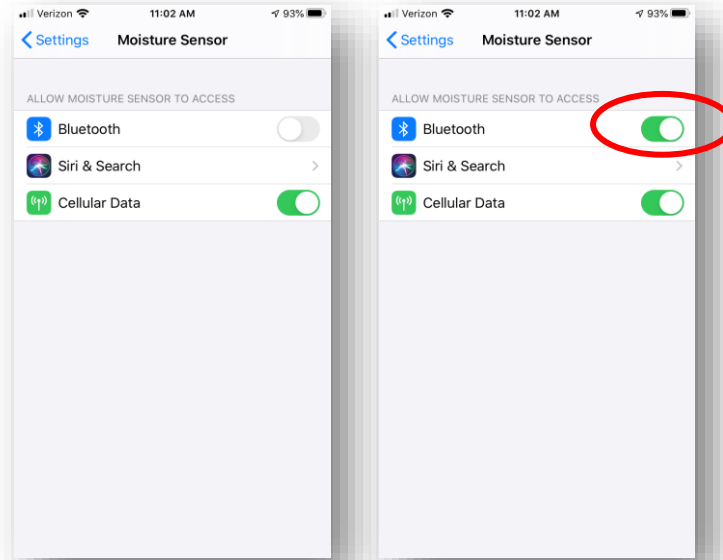
Open the device 'Settings' app, and search for "Harvest Tec".

Select the "H₂O Moisture Sensor" option.



Here you may find the Bluetooth turned off.

If so, swipe and turn it ON.



Return to H₂O app, there should be a green dot in upper right corner indicating the system is connected.

