


Tank, Saddle and Legs 110 Gallon



- Tank Lid**
Part#: 005-9022H
(8" Dia)
- Tank-110 gallon**
Part#: 005-9208
- Hand Rail**
Part#: 001-6707HR
- Tank Straps**
Part#: 001-4402B
- Tank Saddle**
Part#: 001-6707A
- Tank Fitting**
Part#: 005-9100


Not Pictured: Elbow
Part#:003-EL3412



- Agco, Hesston, Massey & Challenger Saddle Legs**
Part#: 001-6707C

New Holland BB940A, BB960A, Case IH LBX 332, LBX 432 Series Saddle Legs

Not Pictured:
Vicon Leg Spacers:
Part#: 001-6707BS (x2)



Left Leg Part#:001-6707BL
(2010 and older 4 ft wide)

Right Leg Part #:001-6707BR
(2010 and older 4 ft wide)

Tank, Saddle and Legs 110 Gallon (continued)

New Holland BB940A, BB960A,
Case IH LBX 332, LBX 432 Series
Saddle Legs




Left Leg Part#: 001-6707DL
(2011 and newer 4 ft wide)

Right Leg Part #: 001-6707DR
(2011 and newer 4 ft wide)

Krone Balers

Part#: 001-6707KA



*If the applicator is being mounted on a **Krone 12130 & 2010** baler, two leg adapter brackets will be needed for proper tank leg installation (below). Part number 001-6707KB.

