

HARVEST TEC MODEL 469 PUMPING KIT FOR ALL NEW HOLLAND FR CHOPPERS INSTALLATION GUIDE




Figure 1




Figure 2

1. Remove the plug from the tank and insert the reducing bushing 003-RB11434 into the tank. Install the elbow 003-EL3412 into the reducing bushing.
2. Mark and drill four 5/16" holes on the right side fender using the pump mount as a template. (Figure 1) Mount the pump so that the filter bowl can be removed to clean and the pump head can be removed to be rebuilt.
3. Install the gauge on the right fender as shown in figure 2. Check for door clearance before mounting.
4. Install the 1/2" hose from the tank elbow to the intake and filter bowl assembly of the pump. Secure hose with hose clamps. Install the 1/2" hose from the pump discharge to the gauge and secure with hose clamps and jiffy clips.




Figure 3





Figure 4

5. Lower the processor away from the chopper and mark a point centered to mount the nozzle assembly. (Figure 3) Drill a 9/16" hole and attach the check valve (002-4564F) to the nozzle body (004-4744) through the hole. Insert the tip strainer (004-1203-100) and tip on to the end of the nozzle body and secure with nozzle cap (004-4745). Route the 1/2" hose from the gauge to the elbow and secure with hose clamps and jiffy clips.
6. Mount the control box in the cab in an area easy to access that will not interfere with normal operation. Run the power wire to the choppers end of row power. (Figure 4) This will supply power to the control box when the head is down, engaged, and the machine is moving forward. The plug is located to the right of the accelerator/blower.
7. Use the supplied rate decal to determine your tip size and output.

469 Pumping Kit Parts Breakdown



<u>Ref</u>	<u>Description</u>	<u>Part #</u>	<u>Qty</u>	<u>Ref</u>	<u>Description</u>	<u>Part #</u>	<u>Qty</u>
1	1/2 x 1/2 elbow	003-EL1212	1	14	Check valve	002-4564F	1
2	Valve	002-2212	1	15	1/4 x 1/2 elbow	003-EL1412	1
3	1/2 x 1/2 nipple	003-M1212	1	16	Jiffy clip	008-9010	3
4	Filter bowl assm	003-4315	1	17	3/4 x 1/2 elbow	003-EL3412	1
5	Elbow	003-SE12	1	18	Reducer	003-RB11434	1
6	3/8 x 1/2 nipple	003-M3812	1	19	Hose clamps	003-9003	5
7	Pump	007-4120S	1	20	Control box	030-0457	1
8	3/8 x 1/2 elbow	003-EL3812	1	21	Pump lead	006-4575	1
9	1/2 x 1/2 fitting	003-A1412	2	22	Tip strainer	004-1203-100	1
10	1/2 Tee	003-TT14	1		Tip	004-XR11002VS	1
11	Gauge bracket	001-4717	1		Tip	004-XR11004VS	1
12	Nozzle cap	004-4745	1		Tip	004-XR11008VS	1
13	Nozzle body	004-4744	1		Tip	004-11015-SS	1

Harvest Tec, LLC. Warranty and Liability Agreement.

Harvest Tec, LLC. will repair or replace components that are found to be defective within 12 months from the date of manufacture. Under no circumstances does this warranty cover any components which in the opinion of Harvest Tec, LLC. have been subjected to negligent use, misuse, alteration, accident, or if repairs have been made with parts other than those manufactured and obtainable from Harvest Tec, LLC.

Our obligation under this warranty is limited to repairing or replacing free of charge to the original purchaser any part that in our judgment shows evidence of defective or improper workmanship, provided the part is returned to Harvest Tec, LLC. within 30 days of the failure. Parts must be returned through the selling dealer and distributor, transportation charges prepaid.

This warranty shall not be interpreted to render Harvest Tec, LLC. liable for injury or damages of any kind, direct, consequential, or contingent, to persons or property. Furthermore, this warranty does not extend to loss of crop, losses caused by delays or any expense prospective profits or for any other reason. Harvest Tec, LLC. shall not be liable for any recovery greater in amount than the cost or repair of defects in workmanship.

There are no warranties, either expressed or implied, of merchantability or fitness for particular purpose intended or fitness for any other reason.

This warranty cannot guarantee that existing conditions beyond the control of Harvest Tec, LLC. will not affect our ability to obtain materials or manufacture necessary replacement parts.

Harvest Tec, LLC. reserves the right to make design changes, improve design, or change specifications, at any time without any contingent obligation to purchasers of machines and parts previously sold.

Revised 6/22