






HARVEST TEC MODEL 9212 ELECTRIC TRANSFER PUMP



Model 9212A Transfer Line



Ref	Description	Part#	Ref	Description	Part#
1	Elbow	007-4121K	15	#10 Hose Clamp	003-9004
2	Pump	007-4210	16	Coupler	002-2204D
3	Pump base bracket	001-4571A	17	Suction screen	002-4752
4	Spring clip	008-SGIG	18	PVC Pipe (1" Thin wall, 2' long)	
5	Black boot	008-0850B	19	Bung Cap	003-4352A
6	Red boot	008-0850R	20	Cam coupler	002-2205Z
7	Coupler gasket	(*Inc. w/# 22)	21	Coupler -Fine Thread	002-2204J
8	Push pull switch	006-2197	22	Coupler -Buttress Thread	002-2204K
9	Reel	001-4571B	23	Reducing bushing	003-RB200034
10	Wire	006-4722	24NP	Straight fitting	003-A1234
11	Alligator clip	008-0850			
12	Straight fitting	003-A3434	NP	Not Pictured	
13	Intake line assembly	030-4500F			
14	3/4" Epdan rubber hose	002-9007			