




## Parts Breakdowns for Base Kits Model 440 Base Kit



**Gauge Assembly for 440**



**Parts Bag for 440**



<u>Ref</u>	<u>Description</u>	<u>Part#</u>	<u>Qty</u>	<u>Ref</u>	<u>Description</u>	<u>Part#</u>	<u>Qty</u>
1	Tank	005-9203SQ	1	14	Ball valve	002-2212	1
2	Tank lid	005-9022G	1	15	Pump lead	006-4574	1
3	Tank straps	001-4402	2	16	Gauge	002-2208Z	1
4	Short strap base	001-4703CC	2	17	Straight fitting	003-A1412	2
NP	Long strap base	001-4703CD	2	18	Tee	003-TT14	1
5	Tank fitting	005-9100	2	19	Gauge bracket	001-4717	1
6	Tank saddle	001-4703C	1	20	Elbow	003-EL1412	1
7	Pump	007-4120S	1	21	Door latch	001-4703CL	1
8	Straight fitting	003-A3812	1	22	Pump lead	006-4583	1
9	Elbow	003-EL3812	1	NP	#6 Hose clamp	003-9003	7
10	Elbow	003-EL1212	2	NP	Screen-80 mesh	002-4315B	1
11	Filter bowl assembly	002-4315	1	NP	Filter bowl only	002-4315F	1
12	Filter holder	001-4703CH	1	NP	Filter bowl gasket	002-4315D	1
13	Nipple	003-M1212	1				
				NP	Not Pictured		