




Model 441 Base Kit



Gauge Assembly for 441



Parts Bag for 441



<u>Ref</u>	<u>Description</u>	<u>Part #</u>	<u>Qty</u>	<u>Ref</u>	<u>Description</u>	<u>Part #</u>	<u>Qty</u>
1	Tank-25 gallon	005-9022	1	14	Gauge	002-2208Z	1
2	Tank lid – 1999 or older	005-9022A	1	15	Straight fitting	003-A1412	2
	Tank lid – 2000 or newer	005-9022C					
3	Tank strap	001-4402	2	16	Tee	003-TT14	1
4	Stub pipe	001-4403	1	17	Gauge bracket	001-4717	1
5	Tank frame	001-4401	1	18	Jiffy clips	008-9010	3
6	Elbow	003-EL3812	1	19	#6 Hose clamp	003-9003	5
7	Pump	007-4120S	1	20	Ball valve-1/2"	002-2212	1
8	Elbow	003-SE12	1	21	Elbow	003-EL3412	1
9	Filter bowl assembly	002-4315	1	22	Elbow	003-EL1412	1
10	Nipple	003-M1238	1	23	Elbow	003-EL1212	1
11	Nipple	003-M1212	1	24	Screen-80 mesh	002-4315B	1
12	Tank fitting	005-9100	1	25	Filter bowl only	002-4315F	1
13	Pump lead	006-4574	1	26	Filter bowl gasket	002-4315D	1