



# Parts Breakdown Tank, Saddle & Legs 100 Gallon

**Vermeer, Claas, and Krone Balers  
with 100 gallon tank**



## **Vermeer, Claas and Krone Balers Saddle Legs**

Part#: 001-6706V



## **Claas 3300 Saddle Legs**

Part #: 001-6706C




## Tank, Saddle and Legs 110 Gallon



- Tank Lid**  
Part#: 005-9022E
- Tank-110 gallon**  
Part#: 005-9208
- Hand Rail**  
Part#: 001-6707HR
- Tank Straps**  
Part#: 001-4402B
- Tank Saddle**  
Part#: 001-6707A
- Tank Fitting**  
Part#: 005-9100

**Not Pictured: Elbow**  
Part#:003-EL3412




**Agco, Hesston, Massey & Challenger Saddle Legs**

Part#: 001-6707C

**New Holland BB940A, BB960A,  
Case IH LBX 332, LBX 432 Series  
Saddle Legs**

**Not Pictured:**  
Vicon Leg Spacers:  
Part#: 001-6707BS (x2)




**Left Leg** Part#:001-6707BL  
(2010 and older 4 ft wide)

**Right Leg** Part #:001-6707BR  
(2010 and older 4 ft wide)

## Tank, Saddle and Legs 110 Gallon (continued)

New Holland BB940A, BB960A,  
Case IH LBX 332, LBX 432 Series  
Saddle Legs



**Left Leg** Part#: 001-6707DL  
(2011 and newer 4 ft wide)

**Right Leg** Part #: 001-6707DR  
(2011 and newer 4 ft wide)

## Krone Balers

Part#: 001-6707KA



## John Deere L330 / L340

Part#: 001-6707J

