

<b>HARVEST TEC, INC</b> <b>Krone Integration Bulletin</b>	PROC. Number:	INT-K-1	REV. :	3
	AUTHOR:	Mark Serier	DATE:	10/21/2020
	APPROVED:		DATE:	

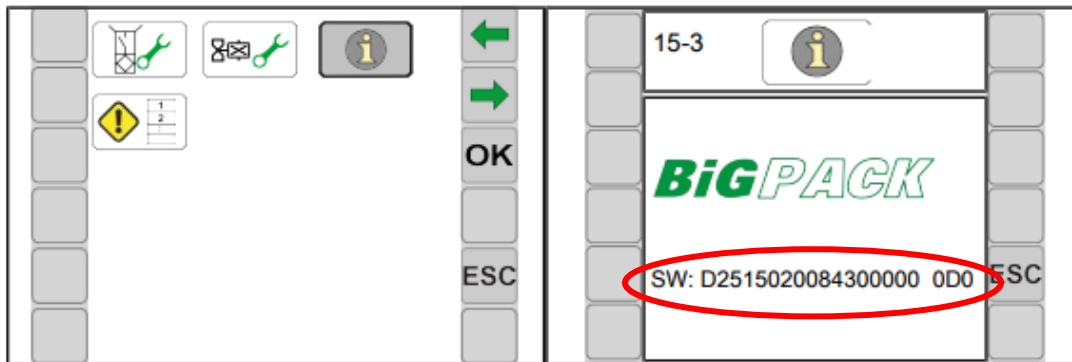
**Subject: Krone large square baler integration**

**Overview**

New in model year 2018 Harvest Tec applicators will now be able to display on a split-screen ISO terminal, the CCI1200, offered with new Krone balers. The moisture can also be shown on the baler's operating screen but the split-screen setup is the recommended option from Harvest Tec for the monitoring of all critical system functions such as moisture, application and bale information.

**Capable Balers**

All 2018 Krone balers (starting with SN 976909). If unsure, balers with a software version structured similar to the screen shot below will be capable:




**Figure 1. Software version example on new baler ECU**

**Details**

- If the above information is confirmed, the following are required to integrate with the baler:
  - Integration Harness – 006-6650VAK
  - DCP Firmware Version 57469 or later (**only required for moisture on baler run screen**). DCP Version 57513 or later & OP46210 (Object Pool) are required to operate the Harvest Tec system on the CCI 1200 display in split screen mode.

One end of the integration harness will connect into a 4-pin deutsch terminator on the left side of the baler directly above the baler ECU. The connector number will be –X100.2 and found as shown right (red circle). The harness will then be routed back to the DCP and will connect in line with the display wire that comes



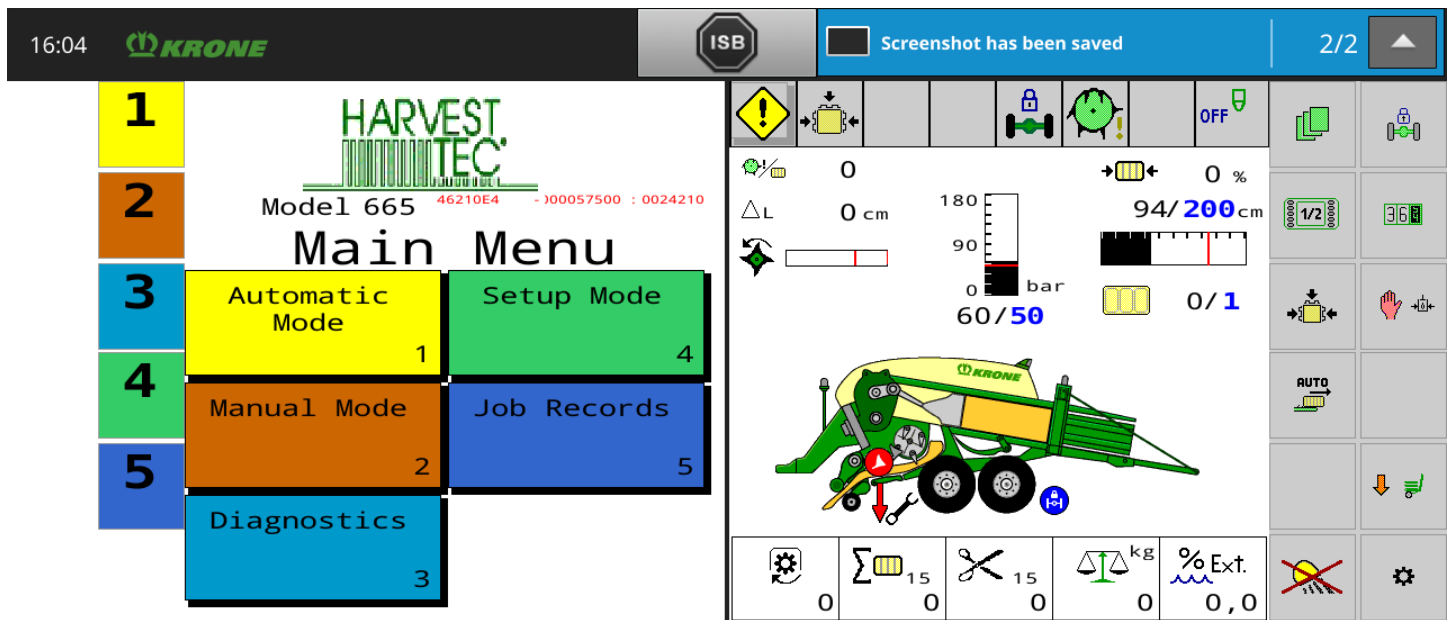
<b>HARVEST TEC, INC</b>  <b>Krone Integration Bulletin</b>	PROC. Number:	INT-K-1	REV. :	3
	AUTHOR:	Mark Serier	DATE:	10/21/2020
	APPROVED:		DATE:	

from the bottom of the DCP.

**Display Setup**

After the integration harness is hooked up, you should see a status bar as the ISO display loads the Harvest Tec display information. After loading, the Harvest Tec system Main Menu will be visible on the terminal. (as pictured below)

For information on how to configure the CCI1200, please reference the manufacturer’s operation manual.



If you have any questions about compatibility please contact your local dealer or call Harvest Tec at 1-800-635-7468.

Revision	Changes	Date
1	Initial Release	11/17/17
2	CCI 1200 Display Info Added	5/29/18
3	DCP Firmware Update	10/21/2020