


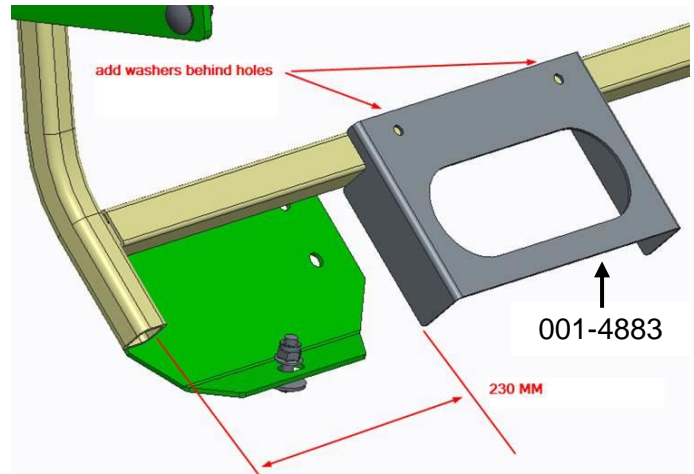
# Harvest Tec Model 490 Net Wrap Light Kit John Deere Zero Series Balers

## Installation Instructions

Step 1: Locate the light kit mounting bracket (001-4883). Place the light bracket on the netwrap door support bar as show right.

Step 2: Mark the hole locations of the light bracket as a guide and use a 7/32" bit to drill pilot holes. Use the 1/4"-20 x 3/4" thread cutting bolts to secure.

Step 3: Once the bracket is attached to the support bracket (shown below) route the wiring harness along the support tube to the pivot point where it meets the cast bracket. Secure the wiring harness to the support tube with zip ties supplied in the parts bag.




Step 4: Route the wiring harness over and behind the cast bracket and cut a 3/4" hole in the netwrap cover to thread the wire harness through (top right). Using the 3/4" grommet cover the hole cut to ensure the harness will not be damaged any sharp plastic


Step 5: Connect the light harness (006-4883X) to caution light access on the baler, located on the front right side of the baler. Left and right sides are determined by facing in the direction of forward travel. Utilize the 12 volt power supply for the for a power hookup (right circle), left circle is MS wire.

## Wiring Information

Light / Baler  
Green or Red / White 1519  
Black / Black 050



## Parts Breakdown



<u>Ref#</u>	<u>Description</u>	<u>Part #</u>	<u>Qty</u>	<u>Ref#</u>	<u>Description</u>	<u>Part #</u>	<u>Qty</u>
1	Light Kit Harness	006-4883X	1	6	1/4"-20 x 3/4"	Hardware	4
2	Mounting Bracket	001-4883	2	7	1/4" Jiffy Clip	008-9011	2
3	Lights	006-4882	2	8	Light Switch	006-2189	1
4	Light Grommet	006-4884	2	9	Spacer	008-8049	4
5	Zip-ties	N/A	10	10	Harness Grommet	008-8047	1

## **Harvest Tec LLC. Warranty and Liability Agreement**

Harvest Tec, Inc. will repair or replace components that are found to be defective within 12 months from the date of manufacture. Under no circumstances does this warranty cover any components which in the opinion of Harvest Tec, Inc. have been subjected to negligent use, misuse, alteration, accident, or if repairs have been made with parts other than those manufactured and obtainable from Harvest Tec, Inc.

Our obligation under this warranty is limited to repairing or replacing free of charge to the original purchaser any part that in our judgment shows evidence of defective or improper workmanship, provided the part is returned to Harvest Tec, Inc. within 30 days of the failure. If it is determined that a non-Harvest Tec branded hay preservative has been used inside the Harvest Tec applicator system where the failure occurred, then Harvest Tec reserves the right to deny the warranty request at their discretion. Parts must be returned through the selling dealer and distributor, transportation charges prepaid.

This warranty shall not be interpreted to render Harvest Tec, Inc. liable for injury or damages of any kind, direct, consequential, or contingent, to persons or property. Furthermore, this warranty does not extend to loss of crop, losses caused by delays or any expense prospective profits or for any other reason. Harvest Tec, Inc. shall not be liable for any recovery greater in amount than the cost or repair of defects in workmanship.

There are no warranties, either expressed or implied, of merchantability or fitness for particular purpose intended or fitness for any other reason.

This warranty cannot guarantee that existing conditions beyond the control of Harvest Tec, Inc. will not affect our ability to obtain materials or manufacture necessary replacement parts.

Harvest Tec, Inc. reserves the right to make design changes, improve design, or change specifications, at any time without any contingent obligation to purchasers of machines and parts previously sold.

Revised 6/22

**HARVEST TEC, LLC.**  
**P.O. BOX 63**  
**2821 HARVEY STREET**  
**HUDSON, WI 54016**  
PHONE: 715-386-9100  
1-800-635-7468  
FAX: 715-381-1792  
Email: [info@harvesttec.com](mailto:info@harvesttec.com)